



B.V.V.S.

BASAVESHWAR ENGINEERING COLLEGE (AUTONOMOUS)

(ESTD : 1963)

[Government Aided Institution, Institute under Technical Education Quality Improvement Programme (TEQIP) of World Bank, Accredited by National Board of Accreditation of AICTE, and Affiliated to Visvesvaraya Technological University, Belgaum]

S. Nijalingappa Vidyanagar

BAGALKOT-587 102, Karnataka, India

☎ : 08354 - 234060

e-mail : becprincipal@yahoo.com

Telefax : 08354-234204

Website : www.becbgk.edu

Ref. No. BEC / BGK /

Date : _____

BVV SANGHA'S BASAVESHWAR ENGINEERING COLLEGE, BAGALKOT

SCHEDULE-X SIGNIFICANT ACCOUNTING POLICIES

(As referred in the Balance Sheet as on 31-03-2019)

- 1. Accounting Convention:** Accounts are drawn up on historical cost basis and the same are being maintained generally under Cash System of Accounting subject to few exceptions (Read With Para-9 below)
- 2. Construction of Buildings, Superstructures and Repairs and Maintenance of Buildings:** It is seen that construction of Buildings/Civil Works and repairs and maintenance of Buildings have been carried through Contractors by calling Quotations of Contractors/Approved Contractors and works are entrusted for lowest quotations/rates fixed by the Building Section/Committee attached to the College, depending upon the nature and quantum of works.
- 3. Fixed Assets:** Buildings/Civil Structures and Movable Assets like Educational Equipments, Tools, Instruments, Furniture and Fixtures have been taken at cost as reduced by Depreciation wherever provided.
- 4. Depreciation:** Depreciation has been provided on Buildings and Tools and Equipments, Furniture and alike on Written Down Value Method as per the provisions of the Income Tax Act 1961 subject to library books which are taken as revenue expenditure, in line with the directions by the Fees Fixation Committee of Common Entrance Test Cell Government of Karnataka.
- 5. Revenue Recognition:** Fees Income / Income is recognized on the basis of actual receipts in general under Cash System of Accounting subject to few exceptions. (Read With Para-9 below)
- 6. Owned Fund:** Various Funds are created for acquisition and improvement of Capital Assets and same have been disclosed in the Balance Sheet under the head Capital Fund/Owned Fund (Earmarked Fund) including TEQIP Reserve Fund (which is created as per MOU with World Bank).

Contd...2





B.V.V.S.

BASAVESHWAR ENGINEERING COLLEGE (AUTONOMOUS)

(ESTD : 1963)

[Government Aided Institution, Institute under Technical Education Quality Improvement Programme (TEQIP) of World Bank, Accredited by National Board of Accreditation of AICTE, and Affiliated to Visvesvaraya Technological University, Belgaum]

S. Nijalingappa Vidyanagar

BAGALKOT-587 102, Karnataka, India

☎ : 08354 - 234060

Telefax : 08354-234204

e-mail : becprincipal@yahoo.com

Website : www.becbgk.edu

Ref. No. BEC / BGK /

Date: _____

- 2 -

7. **Government Grants:** The College is receiving various Government Grants under the heads AICTE, DTE, VTU and alike and such Grants are being utilized as per Grant Sanction Orders. Further, Capital Grants are being utilized for acquisition of Capital Assets and the same have been shown under the head Capital Grants on Liabilities side of the Balance Sheet and also Capital Assets like Buildings, Equipments, Furniture and Fixtures and alike on Assets side of the Balance Sheet over last many years as per the practice. Furthermore, no Depreciation is provided as on date on such capital Assets.

8. **Contingent Liabilities:** The same are not booked nor accounted as the College is following Cash System of Account in general.

9. **Advance Tuition Fees:** During the year, the College has recognized all Fees received from students as Income including Advance Tuition Fees. In earlier years, fees received was allocated to the respective years and fees for the future years and Advance Fees were shown as student advance fees in the Balance Sheet and recognized as fees in the respective year for which it belongs to. From the Financial year 2013-14 onwards, entire fees received including Fees received in advance is recognized as income in the year of receipt under Cash System of Accounting.

PLACE: BAGALKOT.

DATE : 21-10-2019

For Shivaram Hegde & Co.
Chartered Accountants



(S. G. HEGDE)
Partner

S. G. Hegde
Principal,
Basaveshwar Engineering College
BAGALKOT.

B.V.V. SANGHA'S
BASAVESHWAR ENGINEERING COLLEGE, BAGALKOT - 587 102
RECEIPTS AND PAYMENTS ACCOUNT FOR THE YEAR FROM 01-04-2018 TO 31-03-2019

RECEIPTS	AMOUNT	PAYMENTS	AMOUNT
To REVENUE INCOME (AIDED)		By SALARY TO STAFF (AIDED)	
Interest on Devp. SB A/cs	7,030.00	Teaching Staff including Arrears	110,501,292.00
Interest on SB A/cs.	432,194.00	Non-Teaching Staff including Arrears	37,539,306.00
10% Income to Instr.-Consultancy Cell	137,633.00	By SALARY TO STAFF (UN-AIDED)	
Sale of Scrap/Old News Paper	3,177.00	Teaching Staff	103,075,592.00
Interest on Electricity Deposit	37,806.00	Non-Teaching Staff	20,084,845.00
To REVENUE INCOME (UN-AIDED)		PF Management Cont. & Adm. Charges	3,027,521.00
Interest on Reserve Fund (IT-TDS)	264,011.00	ESIC Management Cont.	865,498.00
Interest on Misc. SB A/cs	778,624.41	Hon./ Salary to Visiting & Part time Faculty	1,923,802.00
Miscellaneous Income	1,438,586.00	By Teaching Staff Salary - PG(UN-AIDED)	14,212,650.00
Motor Driving School Fees	85,200.00	By PG Course Expenditure - DCA (Production Technology)	
Teaching Staff Salary Recovered	8,896.00	Salary to Staff	6,162,324.00
Sale of Bond/Scraps/Tender Forms	7,000.00	By Building Repairs & Maintenance (Aided)	2,327,024.00
To FEES INCOME (AIDED)		By Building Repairs and Maintenance(Un-Aided)	5,028,611.00
Tuition Fees	33,395,820.00	By REVENUE EXPENDITURE (AIDED)	
Tuition Fees (Arrears)	2,663,520.00	Education Tour	5,000.00
Transfer Certificate Fees	90.00	Advertisement	5,000.00
Admission Fees	49,450.00	Bank Commission	3,627.90
Medical Exam. Fees	37,120.00	Light & Motive Power	2,069,124.00
Identity Card Fees	10,300.00	Travelling Allowance	15,888.00
FEES INCOME (UN-AIDED)		Postage	13,377.00
Tuition Fees	76,078,970.00	Telephone Charges	7,050.00
Tuition Fees (Arrears)	6,412,150.00	Miscellaneous Expenses	43,264.00
Advance Tuition Fees	7,150,015.00	Consumables Mech. Lab.	98,381.00
Admission Fees	45,675.00	Consumables Chemistry Lab.	61,953.00
Medical Exam. Fees	27,975.00	Consumables E & E Dept.	439,892.00
College Registration Fees	1,000.00	Consumables Physics Lab.	12,977.00
Identity Card Fees	9,820.00	Consumables Civil Lab.	125,333.00
TC Fees	4,008.00	Consumables Comp. Sc. Lab.	124,141.00
Infrastructure Development Fees	50,591,220.00	Consumable Devp. Dept.	134,874.00
To P.G. COURSE FEES (UN-AIDED)		Consumable Mathematics Dept.	13,358.00
P.G.Course Tuition Fees	8,405,140.00	Consumable Library	19,808.00
P.G.Course Tuition Fees (Arrears)	1,222,240.00	Interest on Scholarship A/c.Refunded	2,195,428.00
To Ph.D.Tuition Fees		Printing & Stationery & Consumables	209,822.00
Ph.D.Tuition Fees	492,460.00	Audit & Certificate Fees	425,000.00
Ph.D.Tuition Fees (Arrears)	166,480.00	Equip. Repairs & Maintenance	243,059.00
To COMMON FEES (AIDED)		By REVENUE EXPENDITURE(UN-AIDED)	
College Hand Book Fees	92,800.00	UG/PG Affiliation Fees (VTU/AICTE)	1,813,118.00
News Papers & Periodicals Fees	46,400.00	VTU Consortium Annual Members Fees	200,000.00
Reading Room Fees	46,400.00	Bank Commission	143,773.18
Gymkhana Fees	68,100.00	Consumable -IP. Dept.	39,852.00
Association Fees	92,800.00	Consumable -E & C. Dept.	226,956.00
Red Cross Fees	93,050.00	Consumable - Placement Cell	239,757.00
Library/Technical Journal Fees	124,250.00	Consumable -Auto. Dept.	55,433.00
College Miscellany	3.00		
	617,840.00		
	2,582,317.41		
	36,156,300.00		
	140,320,833.00		
	9,627,380.00		
	658,940.00		
	563,803.00		
			148,040,598.00
			128,977,258.00
			14,212,650.00
			6,162,324.00
			7,355,635.00
			6,266,356.90



RECEIPTS		AMOUNT	PAYMENTS		AMOUNT
To COMMON FEES (UN-AIDED)			Consumable -Info. Sc. Dept.	81,483.00	
College Hand Book Fees	64,800.00		Miscellaneous Expenses	174,832.00	
College Magazine and Broucher	8,125.00		Consumable - Physics Dept.	104,562.00	
Association Fees	66,560.00		Consumable -Bio-Tech Dept.	122,071.00	
Plagirism Fees	6,200.00		Consumable-IT Dept.	640,634.00	
Gymkhana Fees	50,918.00		Consumable-CS Dept.	2,606.00	
News Papers & Periodicals	24,275.00		Consumable-Office	18,740.00	
Mal Practice Case Fees	55,000.00		Light & Motive Power	1,121,523.00	
Provisional Degree Certificate	149,100.00		Travelling Expenses	155,311.00	
Reading Room Fees	34,175.00		Security Charges	2,130,431.00	
PG Diploma Course Fees	448,000.00		Advertisement	6,000.00	
Project Extension Fees	7,500.00		Legal & Consultation Fees	101,000.00	
PG Exam Fees	6,000.00		Telephone Expenses	8,008.00	
Library/Technical Journal Fees	101,250.00		Printing & Stationery	417,044.00	
Red Cross Fees	68,200.00		LIC Visit Expenses	10,920.00	
Entry Fees from Students	66,650.00		NAAC Committee Expenses	203,813.00	
Excess/Other Fees	122,025.00		Autonomous (Status) Expenditure	5,152,650.00	
Sports and Games	19,900.00		Autonomous Postage	43,500.00	
Make up Examination Fees	380,800.00		BOSCH Artisan Training Centre	30,718.00	
Autonomous Convocation Fees	2,147,400.00		Comed-K Registration Fees	25,000.00	
Autonomous Exam Fees	431,706.00		Chatram Rent	123,950.00	
Autonomous Challenge Valuation	537,425.00		Visiting Faculty Expenses	39,798.00	
Autonomous Photocopy	197,500.00		NBA Accrediation Appeal Expenses	177,000.00	
Autonomous Registration	9,344,795.00		BOS Meeting Expenses	279,715.00	
Autonomous Retotalling/Revaluation	226,900.00	14,565,204.00	NBA Committee Expenses	450,078.00	
To OTHER FEES/INCOME (UN-AIDED)			Motor Driving School Expenses	35,000.00	
Tanscript	53,450.00		Vehicles Repairs & Maintenance	476,592.00	14,851,868.18
Name Correction Fees	9,350.00		By EXPENDITURE OUT OF FEES(AIDED)		
Other Fees	450.00	63,250.00	Identity Card Fees	6,950.00	
To SALARY DEDUCTIONS:			College Hand Book Fees	55,216.00	
Prof. Tax	710,000.00		News Papers & Periodicals	64,472.00	
Income Tax	38,052,514.00		Reading Room Expenses	55,292.00	
F.B.F.	20,430.00		Medical Exam. Fees	37,060.00	
L I C	13,062,849.00		Library Books & Journals	2,372,000.00	
BVVS Staff Quarters Rent	797,473.00		Gymkhana Expenses	132,821.00	
G.S.L.I	1,776,100.00		Red Cross Expenses	27,945.00	2,751,756.00
Provident Fund Contribution	2,787,450.00		By EXPENDITURE OUT OF FEES(UN-AIDED)		
ESIC	319,495.00		Gymkhana Fees	557,528.00	
Salary Deductions (Misc)	5,440,532.00	62,966,843.00	Identity Card Fees	145,167.00	
To SCHOLARSHIP			Accrediation Fees	153,400.00	
Social Welfare Sch. (GOI SC/ST)	7,510,190.00		AICTE CII Survey & Registration Fees	75,024.00	
Other States Scholarship	216,010.00		Student Insurance	1,424,250.00	
Fees Concession Scholarship	33,536,550.00		Refund of Advance Tuition Fees	6,758,990.00	
Other Scholarship	50,370.00	41,313,120.00	Internet/BEC Campus Lan	1,283,330.00	
To STATE GOVT. GRANTS			Library Books & Journals UG/PG/Consumable	688,202.00	
Maintenance Grant Salary including Arrears		125,333,049.00	PG and UG Books and Journals	2,995,676.00	



RECEIPTS		AMOUNT	PAYMENTS		AMOUNT
To CENTRAL GOVT. GRANT(AICTE):			Plagarism	18,000.00	
Interest on DCA Bank A/cs		63,158.00	Women Week	18,399.00	
To KSBDB GRANT:			By Others-VTU Processing Fees & Workshop	10,721.00	
KSBDB-Grant	667,145.00		E-Shikshan Expenses	22,500.00	
Interest on KSBDB Grant Saving Bank A/c.	18,236.00	685,381.00	Red Cross Expenses	50,600.00	14,201,787.00
To K-Bits Grant - Student:			STUDENT WELFARE PROGRAMME		
Interest on K-Bits - Student		26,309.00	Freshers Day Expenses	113,300.00	
To K-Bits Grant	515,900.00		Graduation Day Expenses	728,336.00	
To Interest on K-Bits Grant	10,854.00	526,754.00	Annual Day Expenses	258,888.00	
To PMKVY Grant	198,900.00		Srishti 2018	356,882.00	
Interest on PMKVY Grant	7,192.00	206,092.00	Janani - 2018	72,762.00	
To VGST Grant Account:			IEEE Programme	51,420.00	
Interest on VGST Grant Saving Bank A/c.		12,967.00	Academic Councillng Meeting	84,599.00	
To BISEP Programme Grant (K-BITS):			National Board of Accrediation	472,000.00	
Add: Interest on BISEP Grant		332,585.00	Parents Meeting Expenses	44,010.00	
To Interest on SERB Grant A/c.		9,506.00	Yoga Day Expenses	58,365.00	
To OTHER RECEIPTS			Student Programmes - Others	104,044.00	2,344,606.00
SWF & STF Fees	161,590.00		By INTEREST ON CORPORATION BANK LOAN A/C.NO.78327		1,773,157.00
VTU Career Guidance Fees	104,470.00		By TEQIP PAYMENTS		5,114,759.00
VTU Sports Development Fees	485,525.00		By DNRB PROJECT GRANT UTILISED:		
VTU Examination Fees	100,855.00		Consumables/Expenses		67,781.00
VTU Development Fees	1,654,300.00		By DCA GRANT EXPENSES (AICTE) :		
VTU Cultural Activities Fees	161,975.00		Consumables/Expenses		285,790.24
VTU Theory & Practical Exam. Rem.	30,649.00		By SALARY DEDUCTIONS:		
VTU Registration Fees	2,688,500.00		Prof. Tax	710,000.00	
VTU Eligibility Fees	535,010.00		G.S.L.I	1,776,100.00	
VTU e-learning Fees	1,701,460.00		F.B.F.	20,430.00	
VTU NSS Development Fees	159,570.00		Income Tax	38,052,514.00	
VTU E-Resource Consortium Fees	2,586,750.00		L.I.C.	13,062,849.00	
VTU Sports Fees	343,800.00		BVVS Staff Quarters Rent	797,473.00	
VTU Change of Branch Fees	1,475,000.00		PF.Contribution from staff	2,787,450.00	
VTU Fine Fees	82,000.00		ESIC	319,495.00	
VTU EligibilityFees-Karnataka and Non Karnataka	400,500.00		Salary Deductions (Misc)	5,440,532.00	62,966,843.00
Consultancy Cell	1,126,010.00		By SCHOLARSHIP DISBURSED		
Income Tax (Contractor & Others)	1,065,210.00		Social Welfare Sch. SC/ST	7,540,670.00	
Income Tax TDS tr. To BVVS	275,309.71		Fees Concession Scholarship	71,290,396.00	
Women Cell Fees	42,515.00		Other States Shcolarship	99,000.00	78,930,066.00
Student Aid Society	1,044.00		By OTHER PAYMENTS		
CEP Programme	57,025.00		SWF & STF	229,905.00	
Prize Collection (Interest)	29,822.00		VTU Eligibility Fees	22,000.00	
CET Cell	10,695,494.00		VTU Career Guidance Fees	30,940.00	
PG CET Cell	3,094,946.00		VTU Sports Development Fees	326,374.00	
ESIC Receivable Received	3,000.00		VTU Examination Fees	1,188,675.00	
GSLI Claim	1,454,805.00		VTU Development Fees	540,600.00	
CWF	75.00		VTU E-Resource Consortium Fees	1,423,850.00	



RECEIPTS		AMOUNT	PAYMENTS		AMOUNT
Labour Cess	7,456.00		VTU Cultural Activities Fees	77,350.00	
Honorarium Advance	737,952.00		VTU Theory & Practical Remuneration	33,855.00	
Comed - K Fees	1,485,000.00		VTU Registration Fees	1,766,500.00	
GSLI Advance (MBA/MCA/Unaided)	1,760,800.00		VTU Change of Branch Expenses	580,000.00	
S A Kori (FBF, GSLI, LIC)	28,520.00		VTU e-learning Fees	94,500.00	
Interest on Scholarship SB A/c.	762,511.00		VTU NSS Development Fees	2,100.00	
PMPRY	77,650.00		VTU Sports Fees	346,410.00	
Bio-Technology (Consultancy)	19,400.00		Consultancy Cell Receivable	300.00	
SBI A/c.No.11002926118-6 PF	2,101,186.40		Women Cell Fees	13,510.00	
Consultancy Cell Receivable Received	300.00		Flag Collections	28,510.00	
Interest on PF SBI SB A/c	63,422.00	37,561,407.11	Consultancy Cell	1,561,787.00	
To Civil Dept. & Elect.Auto & E&C Dept. Dev (to be Capitalised)		563,935.00	Income Tax (Contractor & Others)	1,065,210.00	
To RECOVERED FROM TEQIP		5,078,507.00	Income Tax TDS tr. To BVVS	275,309.71	
To Security Deposit from Contractors		394,624.00	CEP Programme	53,025.00	
To LOANS & ADVANCES			Honorarium Advance	737,952.00	
Adv. To Suppliers & Contractors Recovered	13,670,652.00		CET Cell	12,482,780.00	
Adv. To Staff (DCA) Recovered	10,000.00		Comed-K Fees	1,485,000.00	
Adv. To Suppliers & Contractors Recovered (DCA)	413,000.00		PG CET Cell	3,013,670.00	
General Advance to staff Recovered	7,900,582.00		Karnataka Examination Authority,B'lore(PDO)	84,809.00	
Salary Advance Recovered	138,209,354.00		GSLI Claim	1,454,805.00	
Salary Advance - PF,ESIC	6,707,363.00	166,910,951.00	Prize Collection (Interest)	29,822.00	
PLACEMENT CELL INCOME:			GSLI Advance (MBA/MCA/Unaided/Step)	1,860,200.00	
Int. on Placement Cell SB A/c.	45,073.00		Student Aid Society	487.00	
Training Programme Fees	3,705,000.00		S A Kori(FBF, GSLI, LIC)	28,520.00	30,838,755.71
TCS Gates - NISM	192,037.69		By Library and Lab Deposit Refunded (AIDED)		226,250.00
IIT Gate	203,450.00		By Security Deposit Refunded to Contractors		196,502.00
Contribution - TPC Fees	643,900.00		By AUTONOMOUS EXAMINATION A/C:		
Sify Technologies	82,399.92		Student Suspense		21,712,281.00
	4,871,860.61		By BISEP PROGRAMME GRANT		
Less:Training programme Expenses	2,332,502.32	2,539,358.29	Consumables & Expenses		696,813.00
To AUTONOMOUS EXAMINATION A/C.:			By PMKVY GRANT UTILISED		
Student Suspense		21,753,026.00	Consumables & Expenses		116,442.00
To COMMUNITY RADIO STATION:			By KSBDB GRANT UTILISED :		
Varpus Media Technologies Pvt Ltd		531,188.00	Consumables & Expenses		676,399.00
To INTEREST ON TEQIP RESERVE FUND:			By K-BITS (New Age Incubation Network) UTILISED		
Depreciation Fund	699,342.00		Consumables & Expenses		537,780.00
College Development Fund	617,824.00		By K-BITS (STUDENTS) UTILISED:		
Maintenance Fund	640,483.00		Consumables & Expenses		14,300.00
Staff Development Fund	684,885.00		By SERB R & D GRANT UTILISED:		
	2,642,534.00		Consumables & Expenses		10,861.00
Less:Income Tax-TDS	264,011.00	2,378,523.00	By BISEP GRANT EQUIPMENTS(UN-AIDED)		3,144,700.00
			By SERB R&D GRANT EQUIPMENTS (UN-AIDED)		316,122.00



RECEIPTS		AMOUNT	PAYMENTS		AMOUNT
To TEQIP INTEREST ON CLSB A/Cs.:			By K-BITS (Students) GRANT EQUIPMENTS:		189,140.00
Depreciation Fund	604.00		By FURNITURE (UN-AIDED)		1,782,888.00
College Development Fund	602.00		By AICTE/RPS EQUIPMENTS(DCA)		2,276,568.00
Maintenance Fund	634.00		By EQUIPMENTS (AIDED)	310,060.00	
Staff Development Fund	603.00	2,443.00	By EQUIPMENTS (UN-AIDED)	1,749,999.00	
To TEQIP FUND ENCASHED INCLUDING INTEREST:				2,060,059.00	
Depreciation Fund	10,585,029.00		By EQUIPMENTS (UNAIDED PLACEMENT)	993,580.00	3,053,639.00
College Development Fund	15,684,426.00		By BUILDING (UN-AIDED):		
Maintenance Fund	12,509,411.00		Main Building	3,055,389.00	
Staff Development Fund	10,485,991.00	49,264,857.00	New Auditorium Building (WIP)	15,271,819.00	
To TEQIP BANK ACCOUNTS WITHDRAWALS:			BOSCH Centre GF & FF Building (WIP)	4,556,815.00	
CLSB A/c. No.005	31.00		Library Extension Building (WIP)	4,634,272.00	27,518,295.00
CLSB A/c. No.006	2,433.50		By LOANS & ADVANCES :		
CLSB A/c. No.007	3,406.00	5,870.50	Salary Advance	138,209,354.00	
To ADVANCE FROM TO MANAGEMENT i.e, B.V.V			Adv. to Suppliers & Contractors	22,273,714.00	
Sangha	84,338,508.00		Advance to BEC Step	775,000.00	
Less:Paid during the year	12,584,452.71	71,754,055.29	MCA Cash Book (Net)	4,688,489.00	
			General Advance to Staff	8,045,142.00	
			Salary Advance - PF ESIC	7,339,972.00	181,331,671.00
			By COMMUNITY RADIO STATION:		
			Fixed Deposit with Bank of Baroda		25,000.00
			Community Radio Station under WIP	3,651,613.00	
			Add:Bank Charges	1,511.70	
				3,653,124.70	
			Less:Interest on Bank SB A/c.	26,756.00	3,626,368.70
			By Repayment of Corporation Bank Loan A/c.No.78327		20,000,000.00
			By TEQIP RESERVE FUND INVESTMENTS:		
			Depreciation Fund CLSB 100004	629,468.00	
			College Development Fund CLSB 100005	556,101.00	
			Maintenance Fund CLSB 100006	576,498.00	
			Staff Development Fund CLSB 100007	616,456.00	2,378,523.00
			By Interest Accrued on TEQIP Reserve Fund Investments:		
			Depreciation Fund	10,585,000.00	
			College Development Fund	15,685,000.00	
			Maintenance Fund	10,615,000.00	
			Staff Development Fund	10,490,000.00	47,375,000.00
			By BEC Campus LAN - Maintenance Fund	897,390.00	
			By TEQIP Advance - Maintenance Fund	1,000,000.00	1,897,390.00
			By TEQIP BANK CHARGES:		
			College Development Fund	59.00	
			Maintenance Fund	88.50	147.50



RECEIPTS	AMOUNT	PAYMENTS	AMOUNT
Total Receipts for the year	795,370,376.60	By TEQIP BANK ACCOUNTS DEPOSITS: CLSB A/c. No.004	633.00
Add: Opening Balance		Total Payment for the year	844,245,704.23
Cash on hand :		Add: Closing Balance	
Cash on hand (Placement Cell) 47,975.00		Cash on hand:	
Cash at Banks 58,239,871.34	58,287,846.34	Cash on hand (Placement Cell) 47,975.00	9,412,518.71
		Cash at Banks 9,364,543.71	
GRAND TOTAL Rs.	853,658,222.94	GRAND TOTAL Rs.	853,658,222.94

DECLARATION BY THE MANAGEMENT :


On behalf of the Management, I hereby certify that the expenditure shown above have been actually incurred and that no part of it relates to Scholarship or to articles for which a special Grant is sanctioned under the Grant in Aid.

PLACE : BAGALKOT

DATE : 21-10-2019

AUDITORS CERTIFICATE:

I certify that I have Audited the Accounts of the College for the year 2018-19 and that the Receipts and Expenditure shown in the above Statement are correctly stated and supported by proper vouchers subject to our separate Report attached to Balance Sheet.


Principal,
Basaveshwar Engineering College
BAGALKOT.



For Shivaram Hegde & Co.
Chartered Accountants


(S. G. HEGDE)
Partner

B.V.V. SANGHA'S
BASAVESHWAR ENGINEERING COLLEGE, BAGALKOT - 587 102
INCOME AND EXPENDITURE ACCOUNT FOR THE YEAR FROM 01-04-2018 TO 31-03-2019

EXPENDITURE	AMOUNT Rs.	INCOME	AMOUNT Rs.
To Salary to Staff (Aided)	148,040,598.00	By Revenue Income (Aided)	617,840.00
To Salary to Staff-including PF Contr. (Un-Aided)	128,977,258.00	By Revenue Income (Un-Aided)	2,582,317.41
To Teaching Staff Salary - PG (Un-Aided)	14,212,650.00	By Govt. Grants (Salary)	125,333,049.00
To Salary to Staff - PG (Production Technology)	6,162,324.00	By Fees Income (Aided)	36,156,300.00
To Building Repairs and Maintenance(Aided)	2,327,024.00	By Fees Income (Un-Aided)	140,320,833.00
To Building Repairs and Maintenance(Un-Aided)	5,028,611.00	By PG Course Tution Fees(Un-Aided)	9,627,380.00
To Revenue Expenditure (Aided)	6,266,356.90	By Ph.D. Tution Fees (Un-Aided)	658,940.00
To Revenue Expenditure (Un-Aided)	14,851,868.18	By Common Fees (Aided)	563,803.00
To Expenditure out of Fees (Aided)	2,751,756.00	By Common Fees (Un-Aided)	14,565,204.00
To Expenditure out of Fees (Un-Aided)	14,201,787.00	By Other Fees/Income	63,250.00
To Student Welfare Programme Expenses	2,344,606.00	By Placement Cell Income	2,539,358.29
To Interest on Corporation Bank Loan A/c.No.78327	1,773,157.00	By Deficit Carried over to Balance Sheet	28,395,624.97
To Tr. to Reserve Fund as per TEQIP MOU	-		
To Depreciation (vide Schedule-VIII)	14,485,903.59		
	361,423,899.67		361,423,899.67

PLACE : BAGALKOT
DATE : 21-10-2019

AS PER OUR SEPARATE REPORT ATTACHED TO BALANCE
SHEET OF EVEN DATE


Principal,
Basaveshwar Engineering College
BAGALKOT



For Shivaram Hegde & Co.
Chartered Accountants


(S. G. HEGDE)
Partner

B.V.V. SANGHA'S
BASAVESHWAR ENGINEERING COLLEGE, BAGALKOT - 587 102
BALANCE SHEET AS ON 31-03-2019

FUNDS & LIABILITIES	AMOUNT Rs.	PROPERTIES AND ASSETS	AMOUNT Rs.
CAPITAL FUND/OWNED FUND (INCLUDING EARMARKED FUNDS)		IMMOVABLE PROPERTIES :	
As per Schedule - I Part A	422,111,793.53	BUILDINGS AFTER DEPRECIATION	
GOVERNMENT GRANTS (UTILISED FOR CAPITAL EXPENDITURE)		As per Schedule - VIIIA	403,793,037.22
As per Schedule - I Part B	104,734,403.70	INVESTMENTS & DEPOSITS AT COST:	
LOANS & ADVANCES :		As per Schedule - V	645,852.00
Shri BVV Sangha (Management)		TEQIP RESERVE FUND INVESTMENTS IN BANK DEPOSITS (AS PER MOU WITH WORLD BANK): As per Schedule-VII	42,181,745.11
As per Schedule - II	209,637,443.14	MOVABLE PROPERTIES :	
LOAN FROM CORPORATION BANK		EQUIPMENTS, FURNITURE AND OTHER FIXED ASSETS	
A/C.NO.78327 ALBS	20,000,000.00	AFTER DEPRECIATION As per Schedule - VIIIB	126,189,890.89
Less:Paid during the year	20,000,000.00		
DEPOSITS :		SUNDRY RECEIVABLES & ADVANCES:	
As per Schedule - III	7,215,029.00	As per Schedule - VI	54,141,079.69
OTHER PAYABLES & LIABILITIES :		INCOME OUTSTANDING:	
As per Schedule - IV	30,531,981.05	CASH & BANK BALANCES:	
As per Schedule - I Part C	8,179,924.91	Cash on hand (Placement Cell)	47,975.00
	38,711,905.96	Cash at Banks -As per Schedule -IX	9,364,543.71
			9,412,518.71
		INCOME & EXPENDITURE A/C. :	
		Deficit ALBS	117,650,826.73
		Add:Deficit for the year	28,395,624.97
			146,046,451.70
GRAND TOTAL Rs.	782,410,575.33	GRAND TOTAL Rs.	782,410,575.33

(*) ALBS : Denotes As per Last year Balance Sheet.

DECLARATION BY THE MANAGEMENT :

- 1 ACCOUNTS ARE MAINTAINED GENERALLY ON CASH BASIS.
- 2 FIGURES HAVE BEEN RE-GROUPED WHEREVER NECESSARY AS COMPARED TO PRECEEDING YEAR.
- 3 SIGNIFICANT ACCOUNTING POLICIES GIVEN IN SCHEDULE-X.
- 4 THE ABOVE BALANCE SHEET TO THE BEST OF MY KNOWLEDGE AND BELIEF CONTAINS A TRUE ACCOUNT OF FUNDS AND LIABILITIES AND OF PROPERTIES AND ASSETS OF THE COLLEGE

AUDITOR'S CERTIFICATE:

EXAMINED ON THE BASIS OF BOOKS OF ACCOUNTS, EVIDENCES AND INFORMATION GIVEN TO US AND FOUND CORRECT, SUBJECT TO OUR SEPARATE REPORT.

PLACE : BAGALKOT
DATE : 21-10-2019

Smt.
Principal,
Basaveshwar Engineering College
BAGALKOT.



For Shivaram Hegde & Co.
Chartered Accountants

(S. G. HEGDE)
Partner

SHRI B.V.V.SANGHA'S
BASAVESHWAR ENGINEERING COLLEGE, BAGALKOT - 587 102.

SCHEDULE - VIII

STATEMENT OF FIXED ASSETS AS ON 31-03-2019 WITH PARTICULARS OF DEPRECIATION FOR 2018-19

Sl. No.	DESCRIPTION OF ASSETS	W.D.V.AS ON 31-03-2018	ADDITIONS DURING THE YEAR 2018-19	DELETION DURING THE YEAR 2018-19	TOTAL AS ON 31-03-2019 Before Depreciation	Rate of Depn.	Depreciation for 2018-19	Value of Assets after Depreciation As on 31-03-2019
A.	IMMOVABLE PROPERTIES:							
1	Buildings	9,488,445.27	3,055,389.00	-	12,543,834.27	10%	1,101,614.00	11,442,220.27
2	Computer Sc. Building	909,326.69	-	-	909,326.69	10%	90,933.00	818,393.69
3	Play Ground	499,665.26	-	-	499,665.26	10%	49,967.00	449,698.26
4	Indoor Stadium	1,147,578.70	-	-	1,147,578.70	10%	114,758.00	1,032,820.70
5	Information Sc. Building	596,542.27	-	-	596,542.27	10%	59,654.00	536,888.27
6	Library Extension	489,242.50	-	-	489,242.50	10%	48,924.00	440,318.50
7	E&C Building (TEQIP)	1,451,937.49	-	-	1,451,937.49	10%	145,194.00	1,306,743.49
8	Ladies Hostel Building	6,376,791.89	-	-	6,376,791.89	10%	637,679.00	5,739,112.89
9	Hostel Bldg. Complex	832,420.24	-	-	832,420.24	10%	83,242.00	749,178.24
10	Physics Lab.	548,367.15	-	-	548,367.15	10%	54,837.00	493,530.15
11	Civil Structural Building	945,198.60	-	-	945,198.60	10%	94,520.00	850,678.60
12	Solar Power Station	52,737.68	-	-	52,737.68	10%	5,274.00	47,463.68
13	I.P. Building Extention	806,202.01	-	-	806,202.01	10%	80,620.00	725,582.01
14	Civil Workshop Building	1,394,896.50	-	-	1,394,896.50	10%	139,490.00	1,255,406.50
15	Mechanical Extn. Work	1,222,252.63	-	-	1,222,252.63	10%	122,225.00	1,100,027.63
16	Main Building Extension	13,367,810.65	-	-	13,367,810.65	10%	1,336,781.00	12,031,029.65
17	New Auditorium Building (WIP)	71,038,218.00	15,271,819.00	-	86,310,037.00	0%	-	86,310,037.00
18	BOSCH Centre GF&FF Building (WIP)	-	4,556,815.00	-	4,556,815.00	0%	-	4,556,815.00
19	Library Extension Building (WIP)	-	4,634,272.00	-	4,634,272.00	0%	-	4,634,272.00
20	Community Radio Station (WIP)	-	3,626,368.70	-	3,626,368.70	0%	-	3,626,368.70
21	Placement Cell Building	25,120,703.34	-	-	25,120,703.34	10%	2,512,070.33	22,608,633.01
22	New Hostel V Block	28,465,892.56	-	-	28,465,892.56	10%	2,846,589.26	25,619,303.30
23	DCA PG Building & Equipments	730,791.90	-	-	730,791.90	0%	-	730,791.90
24	DCA Building PG.	163,771.30	-	-	163,771.30	0%	-	163,771.30
25	Buildings (as per building revaluation statement of AEE, Sub. Dn.PWD,UV/BGK/2009-10/289 Dt:03-07-09)	43,592,252.00	-	-	43,592,252.00	0%	-	43,592,252.00
25	Buildings (as per building revaluation statement of AEE, Sub. Dn.PWD,UV/BGK/2018-19/1158 Dt:13-03-2019)	-	172,931,700.50	-	172,931,700.50	0%	-	172,931,700.50
	(228927501-12403548.50-43592252)							
	Sub Total Rs.	209,241,044.61	204,076,364.20	-	413,317,408.81		9,524,371.59	403,793,037.22




B.	MOVABLE PROPERTIES:							
1	Lab. Equip./Tools/Instruments	16,954,441.26	3,053,639.00	-	20,008,080.26	15%	2,772,189.00	17,235,891.26
2	Furniture & Fixtures	8,561,283.97	1,782,888.00	-	10,344,171.97	10%	945,273.00	9,398,898.97
3	Library Books	5.53	-	-	5.53	40%	2.00	3.53
4	Project College	8,613.71	-	-	8,613.71	10%	861.00	7,752.71
5	Library Books & Furniture	32,033.94	-	-	32,033.94	10%	3,203.00	28,830.94
6	Motor Vehicles	1,383,302.04	-	-	1,383,302.04	15%	207,495.00	1,175,807.04
7	Gymkhana Equipments	3,573.26	-	-	3,573.26	10%	357.00	3,216.26
8	Computers	2,580,380.40	-	-	2,580,380.40	40%	1,032,152.00	1,548,228.40
9	VTU Research Grant Equipments	2,747,989.00	-	-	2,747,989.00	0%	-	2,747,989.00
10	DCA/AICTE Equipments	77,169,883.90	2,276,568.00	-	79,446,451.90	0%	-	79,446,451.90
11	DCA Library Books	283,622.94	-	-	283,622.94	0%	-	283,622.94
12	DCA Books - PG	10,197.00	-	-	10,197.00	0%	-	10,197.00
13	DCA Furniture	131,690.00	-	-	131,690.00	0%	-	131,690.00
14	PG Books AICTE	141,796.40	-	-	141,796.40	0%	-	141,796.40
15	Book Bank (DTE:SC/ST)	901,854.32	-	-	901,854.32	0%	-	901,854.32
16	SC/ST Book Bank Furniture	31,570.24	-	-	31,570.24	0%	-	31,570.24
17	Management Contribution To Teqip for Building and Equipment	5,391,890.00	-	-	5,391,890.00	0%	-	5,391,890.00
18	VGST Grant Equipments	4,054,238.00	-	-	4,054,238.00	0%	-	4,054,238.00
19	BISEP Grant Equipments	-	3,144,700.00	-	3,144,700.00	0%	-	3,144,700.00
20	SERB R&D Grant Equipments	-	316,122.00	-	316,122.00	0%	-	316,122.00
21	K-BITS Grant Equipments	-	189,140.00	-	189,140.00	0%	-	189,140.00
	Sub Total Rs.	120,388,365.89	10,763,057.00	-	131,151,422.89		4,961,532.00	126,189,890.89
	GRAND TOTAL Rs.	329,629,410.51	214,839,421.20	-	544,468,831.71		14,485,903.59	529,982,928.12

- 1) Depreciation has not been provided on AICTE/DCA and other Grants on - Building(including Revaluation value), Equipments, etc., to date.
- 2) Depreciation has been provided as per the provisions of Income Tax Act 1961 and Additions made during the year, Depreciation is provided @ 50% of Scheduled Rate.
- 3) Figures have been regrouped wherever necessary as compared to the immediate preceding previous year.

PLACE : BAGALKOT

DATE : 21-10-2019


Principal
 Basaveshwar Engineering College
 BAGALKOT

For Shivaram Hegde & Co.
Chartered Accountants


(S. G. HEGDE)
Partner

B. V. V. SANGHA'S, BASAVESHWAR ENGINEERING COLLEGE, BAGALKOT
SCHEDULE - I
CAPITAL FUND / CAPITAL GRANTS FROM GOVERNMENT AS ON 31-03-2019

Particulars			Amounts
PART - A OWNED FUNDS :			
RESERVE FUND ALBS		1,352,149.23	
Other Funds ALBS		11,353.90	1,363,503.13
Autonomous Examination Fund ALBS			212,911.97
College Development Fees ALBS			70,109,589.29
Student Infrastructure / Development Fees ALBS			70,335,359.00
Civil Dept. Dev. (Consultancy) ALBS			907,775.00
Civil Dept & Elect. Dept. Development (Aided) ALBS		8,429,331.25	
Addn. During the year		563,935.00	8,993,266.25
Department Development (Un-Aided) ALBS			1,617,478.68
Automobile Department Dev. Fund ALBS			55,369.00
Building Revaluation Reserve Fund ALBS		43,592,252.00	
Addn. during the year		172,931,700.50	216,523,952.50
Income Reserve: Advance Tuition Fees adj. as per IT Returns ALBS			146,530.00
TEQIP Reserves as per MOU :			
Depreciation Fund ALBS	10,119,102.80		
Add: Interest on Reserve Fund	629,468.00		
Add: Interest on CLSB A/c.	604.00	10,749,174.80	
College Development Fund ALBS	11,076,544.80		
Add: Interest on Reserve Fund	556,101.00		
Add: Interest on CLSB A/c.	602.00		
	11,633,247.80		
Less: TEQIP Bank Charges	59.00	11,633,188.80	
Maintenance Fund ALBS	10,653,310.34		
Add: Interest on Reserve Fund	576,498.00		
Add: Interest on CLSB A/c.	634.00		
	11,230,442.34		
Less: TEQIP Bank Charges	88.50		
	11,230,353.84		
Less: Utilised during the year	1,897,390.00	9,332,963.84	
Staff Development Fund ALBS	9,849,358.67		
Add: Interest on Reserve Fund	616,456.00		
Add: Interest on CLSB A/c.	603.00	10,466,417.67	42,181,745.11
Building and Other Funds (Placement Cell) ALBS			9,664,313.60
Total Rs.			422,111,793.53
PART - B GOVT. GRANTS (CAPITALISED & UTILISED) AICTE/DCA:			
Equipment Grants ALBS			6,795,408.00
Book Bank Grant ALBS			3,109,811.00
Book Bank (Furniture) Grant ALBS			300,084.00
Building Grant ALBS			99,000.00
Indoor Stadium Grant ALBS			2,000,000.00
DCA/AICTE/MODROB GRANTS ALBS		77,163,027.70	
DNRB Project Grant A/c ALBS		2,538,316.00	
		79,701,343.70	
Addn. During the year		2,276,568.00	81,977,911.70
VTU Research Grants Equipments ALBS			2,747,989.00
VGST Grant Equipments ALBS			4,054,238.00
K-Bits Grant - Student Equipments			189,140.00
SERB R&D Grant Equipments			316,122.00
BISEP Programme Grant Equipments			3,144,700.00
Total Rs.			104,734,403.70



Contd...2

Particulars	Amounts
PART - C GOVT. GRANTS TO BE UTILISED :	
DCA/AICTE RPS Grants ALBS	398,061.50
DNRB Project Grant A/c ALBS	(523,778.00)
DNRB Project Grant A/c. - DCA ALBS	566,507.00
DNRB Project Grant A/c ALBS	1,287,840.00
DNRB Project Grant A/c	874,994.65
Interest on Bank SB A/c.s	63,158.00
	2,666,783.15
Less:Expenses during the year	353,571.24
	2,313,211.91
Less:Grants Utilised towards Capital Expenditure tr. To Utilised Grant Group:Equipment - Part I - B	2,276,568.00
	36,643.91
VTU Research Grant ALBS	(124,323.00)
Less:Transfer to Sundry Receivables Schedule-VI	(124,323.00)
VGST Grant ALBS	341,479.00
Add: Interest on Savings Bank A/c.	12,967.00
KSBDB Grant ALBS	689,555.00
Addn. during the year	667,145.00
Add: Interest on Savings Bank A/c.	18,236.00
	1,374,936.00
Less:Utilised during the year	676,399.00
	698,537.00
DSERT Grant ALBS	57,000.00
K-BITS (New Age Incubation Network) ALBS	(220,376.00)
Addn. during the year	515,900.00
Add: Interest on Savings Bank A/c.	10,854.00
	306,378.00
Less:Utilised during the year	537,780.00
	(231,402.00)
K-Bits Grant - Student ALBS	1,855,236.00
Add: Interest on Savings Bank A/c.	26,309.00
	1,881,545.00
Less:Utilised during the year	14,300.00
	1,867,245.00
Less:Grants Utilised towards Capital Expenditure tr. To Utilised SERB R&D Grant ALBS	189,140.00
Add: Interest on Savings Bank A/c.	480,490.00
	9,506.00
	489,996.00
Less:Utilised during the year	10,861.00
	479,135.00
Less:Grants Utilised towards Capital Expenditure tr. To Utilised PMKVY Grant ALBS	316,122.00
Addn. during the year	252,753.00
Add: Interest on Savings Bank A/c.	198,900.00
	7,192.00
	458,845.00
Less:Utilised during the year	116,442.00
	342,403.00
BISEP Programme Grant	8,590,107.00
Add: Interest on Savings Bank A/c.	332,585.00
	8,922,692.00
Less:Utilised during the year	696,813.00
	8,225,879.00
Less:Grants Utilised towards Capital Expenditure tr. To Utilised	3,144,700.00
	5,081,179.00
Total Rs.	8,179,924.91



SCHEDULE - II
LOANS AND ADVANCES AS ON 31-03-2019

Particulars	AMOUNT
A. ADVANCE FROM MANAGEMENT -	
B.V.V. SANGHA A/C ALBS	7,033,370.79
Adv. from BVVS ALBS	128,238,071.41
Addn. during the year	71,754,055.29
SHARE FROM MANAGEMENT ALBS	1,916,516.25
50% Share for Library ALBS	16,000.00
DCA Management Share ALBS	257,700.00
Adv. From BVVS (Lab) ALBS	421,729.40
Total Rs.	209,637,443.14

SCHEDULE - III
DEPOSITS AS ON 31-03-2019

Particulars	AMOUNT
Lib. & Lab. Deposit ALBS	5,392,219.00
Less:Refunded during the year	226,250.00
Security Deposit ALBS	1,740,138.00
Addn. during the year	394,624.00
	2,134,762.00
Less:Refunded during the year	196,502.00
Staff Quarter Deposit ALBS	80,800.00
Student Deposit (Marks Card) ALBS	30,000.00
Total Rs.	7,215,029.00

SCHEDULE - IV
OTHER PAYABLES & LIABILITIES AS ON 31-03-2019

Particulars	Amount
VTU Revaluation/Retotalling Fees ALBS	224,170.00
VTU Theory & Practical Rem. ALBS	126,528.60
Less:Paid during the year	3,206.00
VTU Sports Development Fees ALBS	644,740.00
Addn. during the year	159,151.00
VTU Registration Fees ALBS	5,364,505.00
Addn. During the year (Net)	922,000.00
Technical University Dev. Fees ALBS	800.00
SWF / STF Fees ALBS	331,001.00
Less:Paid during the year	68,315.00
VTU NSS Development Fees ALBS	234,838.00
Addn. During the year	157,470.00
Provident Fund ALBS	186,269.78
VTU Development Fees Payable ALBS	1,493,885.00
Addn. During the year	1,113,700.00
PF Cont. with SBI ALBS (As per Contra) ALBS	401,285.69
Add:Interest on SBI SB	63,422.00
VTU Cultural Activities Fees ALBS	136,100.00
Addn. during the year	84,625.00
SCHOLARSHIP PAYABLE ALBS	39,811,104.00
Addn. During the year	41,313,120.00
	81,124,224.00
Less: Disbursed during the year	78,930,066.00
VTU Challenge Valuation ALBS	2,194,158.00
Student Fees Suspense Payable ALBS	142,225.00
VTU e-learning Fees ALBS	35,045.00
Addn.During the year	3,535,800.00
VTU Photocopy ALBS	1,606,960.00
CEP Programme ALBS	93,000.00
Addn.During the year	95,883.00
	4,000.00
Total Rs.	99,883.00



Particulars	Amount
Part Time QIP Remuneration payable ALBS	489,145.00
Student Aid Society ALBS	210,215.00
Addn.During the year	557.00
Sundry Payables ALBS	229,977.00
VTU NSS Grant ALBS	30,300.00
CSIR Grant ALBS	75,000.00
VTU Refund of RV Fees ALBS	18,959.00
VTU Eligibility Fees ALBS	1,147,320.00
Addn.During the year	513,010.00
Staff Quarter Rents ALBS	19,500.00
Software Training Programmee ALBS	15,000.00
Ground Development Fund ALBS	310,400.00
Consultancy Cell ALBS	1,623,748.75
Less:Paid during the year	435,777.00
Consultancy (Un-Aided) ALBS	52,035.00
VTU Change of Branch Fees ALBS	750,000.00
Addn.During the year	895,000.00
VTU Career Guidance Fees ALBS	202,302.00
Addn.During the year	73,530.00
VTU Ph.D Fees (Net) ALBS	1,700.00
Autonomous Student Suspense (Examination) ALBS	227,899.03
Addn.During the year	40,745.00
Misc.Suspenses (Banks) ALBS	77,590.00
Prize Collections (Interest) ALBS	14,972.00
Salary Suspense - MCA ALBS	34,384.00
Comed - K Fees payable ALBS	210,000.00
Salary payable ALBS	28,831.00
VTU Sports Fees ALBS	188,988.00
Less:Paid during the year	2,610.00
VTU E-Resource Consortium Fees ALBS	788,485.00
Addn.During the year	1,162,900.00
BANK SUSPENSES:	
Canara Bank a/c No. 298 Suspenses ALBS	234,000.00
Corporation Bank a/c No.3601 Suspenses ALBS	151,950.00
SBI Bank A/c.No.1186 Suspenses ALBS	(19,496.80)
Women Cell Fees ALBS	23,770.00
Addn.During the year	29,005.00
S L Biradar (Salary) ALBS	52,775.00
VTU EligibilityFees-Karnataka and Non Karnataka	27,826.00
CWF	400,500.00
Labour Cess	75.00
Interest on Scholarship SB A/c.	7,456.00
PMPRY	762,511.00
Bio-Technology (Consultancy)	77,650.00
VTU Fine	19,400.00
Less:Opening Debit Balance	82,000.00
Varpus Media Technologies Pvt Ltd-Radio Station	70,000.00
	12,000.00
	531,188.00
Total Rs.	30,531,981.05

SCHEDULE - V
INVESTMENTS & DEPOSITS AS ON 31-03-2019

Particulars	Amount
DEPOSITS:	
HESCOM Deposit ALBS	543,402.00
Security Deposit (Auto Dept.) with MUL ALBS	40,000.00
Telephone Deposit ALBS	2,200.00
Cylinder Deposit ALBS	2,250.00
Telephone Deposit (Automobile) ALBS	2,000.00
EMD Deposit with Exs. Engr. GRBC Dn. No.5 Koujalagi ALBS	6,000.00
Civil Department Development ALBS	25,000.00
Fixed Deposit with Bank of Baroda-Radio Station	25,000.00
Total Rs.	645,852.00



SCHEDULE - VI
 SUNDRY RECEIVABLES & ADVANCES AS ON 31-03-2019

Particulars	Amount
Exam. Forms ALBS	25,710.00
PF. With SBI ALS (As per Contra) ALBS	2,284,181.49
Less: Paid during the year	2,101,186.40
Adv. to Suppliers/Contractors ALBS	9,496,571.50
Addn. During the year	22,273,714.00
	31,770,285.50
Less: Recovered during the year	13,670,652.00
Adv. to Suppliers/Contractors (DCA) ALBS	453,000.00
Less: Recovered during the year	413,000.00
Adv. to Staff (DCA) ALBS	(148,786.00)
Less: Recovered during the year	10,000.00
General Advance to Staff ALBS	2,135,015.00
Addn. During the year	8,045,142.00
	10,180,157.00
Less: Recovered during the year	7,900,582.00
BEC STEP ALBS	4,908,602.50
Addn. during the year	775,000.00
Intellectual Property Rights Seminar Grant Receivable (IPRS) ALBS	37,500.00
PG Maintenance Grant Receivable ALBS	1,175,827.30
Staff Devp. Prog. Grant Receivable ALBS	100,000.00
Adv. To KRED Ltd., Bangalore (Renewable Energy Park) ALBS	422,562.00
KRED Ltd., Bangalore (Renewable Energy Park) Grant Exp. ALBS	207,500.00
CSIR Advance ALBS	132,000.00
VTU Convocation Fees ALBS	800.00
Flag Account ALBS	90,750.00
Addn. during the year	28,510.00
Alumuni Building Advance ALBS	500,000.00
Basaveshwar Bank Suspense ALBS	55,000.00
VTU Change of Branch Fine Fees (Net) ALBS	430,000.00
M.Tech.Comp.Science (QIP) (Net) ALBS	2,063,241.00
M.Tech.E & C (QIP) ALBS	2,120,405.00
MCA College ALBS	9,454,695.00
Addn. During the year (Net)	4,688,489.00
Autonomus Examination-Advance to Staff ALBS	14,143,184.00
Misc.Suspenses (Banks) ALBS	1,025,000.00
Salary Advance - PF (MBA/MCA/BEC Step) ALBS	25,096.00
Addn. during the year	632,609.00
Sports Grants Receivable from VTU ALBS	40,000.00
Mahiti Sindhu Programme ALBS	44,439.30
Patent Regn. and Other Charges ALBS	28,275.00
ESI Receivable from Employees ALBS	11,578.00
Less: Recovered during the year	3,000.00
Receivable from S A Kori(FBF, GSLI, LIC) ALBS	858.00
Salary Advance ALBS	16,000.00
PG CET Receivable ALBS	1,559,100.00
Less: Recovered during the year	81,276.00
GSLI Advance (MBA/MCA/Unaided/Step) ALBS	1,400.00
Addn. during the year	99,400.00
Placement Cell Suspense ALBS	100,800.00
TEQIP Cash Book ALBS	117,978.00
Addn. during the year	85,682.00
VTU Examination Fees ALBS	36,252.00
Addn. during the year	403,905.00
Consultancy Cell Receivable	1,087,820.00
Karnataka Examination Authority, B'lore(PDO)	300.00
CET Cell	84,809.00
Less: Opening Credit Balance	1,787,286.00
VTU Research Grant ALBS	696,430.00
	1,090,856.00
	124,323.00
Total Rs.	54,141,079.69



SCHEDULE - VII
INVESTMENTS - TEQIP RESERVE FUND INVESTMENTS AS ON 31-03-2019

Particulars			Amount
Depreciation Fund CLSB 100004	18,008.26		
Add:Net Deposits	633.00		18,641.26
College Development Fund CLSB 100005	18,009.26		
Less:Net Withdrawals	31.00		17,978.26
Maintenance Fund CLSB 100006	19,968.40		
Less:Net Withdrawals	2,433.50		17,534.90
Staff Development Fund CLSB 100007	19,678.13		
Less:Net Withdrawals	3,406.00		16,272.13
Depreciation Fund - KCC with Corp.Bank ALBS	10,101,094.54		
Addn. During the year	629,468.00		
Add:Int.Acc.	10,585,000.00		
	21,315,562.54		
Less:Encashed during the year	10,585,029.00	10,730,533.54	
College Devp Fund - KCC with Corp.Bank ALBS	11,058,534.54		
Addn. During the year	556,101.00		
Add:Int.Acc.	15,685,000.00		
	27,299,635.54		
Less:Encashed during the year	15,684,426.00	11,615,209.54	
Maintenance Fund - KCC with Corpn.Bank ALBS	10,633,342.94		
Addn. During the year (Net)	576,498.00		
Add:Int.Acc.	10,615,000.00		
	21,824,840.94		
Less:Encashed during the year	12,509,411.00	9,315,429.94	
Staff Devp. Fund - KCC with Corpn.Bank ALBS	9,829,680.54		
Addn. During the year (Net)	616,456.00		
Add:Int.Acc.	10,490,000.00		
	20,936,136.54		
Less:Encashed during the year	10,485,991.00	10,450,145.54	42,111,318.56
Total Rs.			42,181,745.11

PLACE : BAGALKOT

DATE : 21-10-2019


Principal,
Basaveshwar Engineering College
BAGALKOT

For Shivaram Hegde & Co.
Chartered Accountants

 
(S. G. HEGDE)
Partner


B. V. V. SANGHA'S, BASAVESHWAR ENGINEERING COLLEGE, BAGALKOT
BANK BALANCES AS ON 31-03-2019

SCHEDULE - IX

Sl. No.	Particulars	Balance on 31-3-2018	Balance on 31-3-2019
Aided Bank Accounts			
1	State Bank of India A/c.No.11029261164 ✓	173,398.40	180,060.40
2	Canara Bank A/c No.297 ✓	1,427,132.99	(440,166.01)
3	Canara Bank A/c No.1482 ✓	61,223.00	63,394.00
4	Canara Bank A/c.No.1653 ✓	59,115.89	102,152.89
5	Canara Bank A/c.No.1665 ✓	220,791.68	229,028.68
6	Canara Bank A/c.No.3355 ✓	41,353,622.00	2,303,653.00
7	Corporation Bank A/c.No.20825 ✓	333,453.86	(587,908.14)
8	Corporation Bank A/c.No.20826 ✓	233,554.00	20,169.00
9	Corporation Bank A/c.No.20827 ✓	178,723.90	63,919.90
10	Corporation Bank A/c.No.20829 ✓	622,923.52	59,963.12
11	State Bank of Mysore A/c.No.64049882671 ✓	332,865.58	182,917.08
	Total Rs.(A)	44,996,804.82	2,177,183.92
DCA Bank Accounts			
1	Canara Bank S.B.A/c. No.3397 ✓	5,308.00	5,496.00
2	Canara Bank S.B.A/c. No.3402 ✓	314,924.00	-
3	Corporation Bank A/c.No.22260(1926) ✓	182,748.40	261.40
4	Corporation Bank A/c.No.22668(5549) ✓	562,092.00	868.00
5	Bank of Baroda A/c. No.675 ✓	1,263.00	-
6	Bank of Baroda A/c. No.706 ✓	1,239.15	1,216.35
7	Bank of Baroda A/c. No.1032 ✓	111.63	-
8	Union Bank of India A/c. No.5044 ✓	9,481.00	-
9	Bank of Baroda A/c. No. 5334 ✓	652,301.00	260,684.00
10	Bank of Baroda A/c. No. 5335 ✓	572,339.00	87,873.00
	Total Rs.(B)	2,301,807.18	356,398.75
Un-Aided Bank Accounts			
1	Canara Bank A/c.No.350 ✓	10,260.00	10,624.00
2	Canara Bank A/c.No.298 ✓	548,822.00	(430,111.27)
3	Corporation Bank A/c.No.20073 (3601) ✓	(2,750,980.15)	(2,511,643.39)
4	Corporation Bank A/c.No.20456(56536) ✓	296,936.38	480,797.38
5	Canara Bank A/c.No.126 ✓	796,860.00	296,460.00
6	Canara Bank A/c.No.1649 ✓	143,128.20	181,699.20
7	Canara Bank A/c.No.1650 ✓	527,930.58	(153,586.42)
8	Canara Bank A/c.No.6433 ✓	8,587,465.00	5,051,832.00
9	Bank of India A/c.No.006 ✓	34,398.91	59,564.51
10	Bank of India A/c.No.009 ✓	111,216.00	-
11	Bank of India A/c.No.0010 ✓	2,563.00	-
12	Bank of India A/c.No.0011 ✓	1,575.00	-
13	Bank of India A/c.No.0012 ✓	1,631.00	-
14	Bank of India A/c.No.0013 ✓	8,430.00	-
15	Bank of India A/c.No.0014 ✓	42,467.55	44,005.55
16	Bank of India A/c.No.0015 ✓	337,419.50	242,961.64
17	Bank of India A/c.No.9248 ✓	308,996.00	392,427.00
18	Bank of Baroda A/c.No.0023 ✓	113,243.00	560,977.00
19	Bank of Baroda A/c.No.0010 ✓	201,993.60	(948,263.20)
20	Bank of Baroda A/c.No.2932 ✓	(457,733.85)	(92,101.55)
21	Bank of Baroda A/c.No.1945 ✓	5,123.25	32,679.25
22	Bank of Baroda A/c.No.4015 ✓	(75,261.85)	177,390.35
23	Bank of Baroda A/c.No.4041 ✓	26,302.65	72,544.85
24	Bank of Baroda A/c.No.4038 ✓	195,861.90	216,941.10
25	Union Bank of India A/c.No.6128 ✓	390,307.61	404,281.61
26	Union Bank of India A/c. No.7503 ✓	787,449.47	588,205.51
27	Union Bank of India A/c. No.7549 ✓	365,681.33	378,586.77
28	Shri Bilur Gurubasava Bank A/c.No.1907 ✓	61,895.00	137,149.00
29	Dena Bank A/c.No.33101 ✓	261,379.64	-
30	HDFC Bank A/c.No.8332 ✓	1,177.00	142,745.01
31	Bank of Baroda A/c.No.932 ✓	-	18,638.00
32	Canara Bank A/c.No.6838 ✓	-	269,355.64
33	Bank of Baroda A/c.No.6447-Radio Station ✓	-	879,819.30
	Total Rs.(C)	10,886,537.72	6,503,978.84
Placement Cell Bank Accounts			
1	Bank of India SB A/c.No.5 ✓	54,721.62	326,982.20
	Total Rs.(D)	54,721.62	326,982.20
	Grand Total Rs.A+B+C+D	58,239,871.34	9,364,543.71

PLACE : BAGALKOT
DATE : 21-10-2019

Emal
Principal,
Basaveshwar Engineering College
BAGALKOT.



For Shivaram Hegde & Co.
Chartered Accountants

Shivaram Hegde
(S. G. HEGDE)